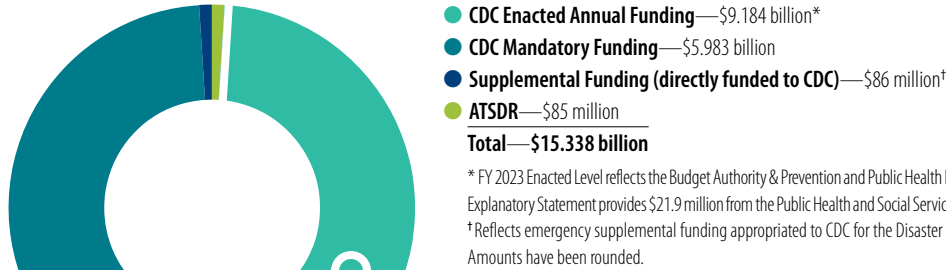


# Office of Financial Resources (OFR): FY 2023 Snapshot at CDC

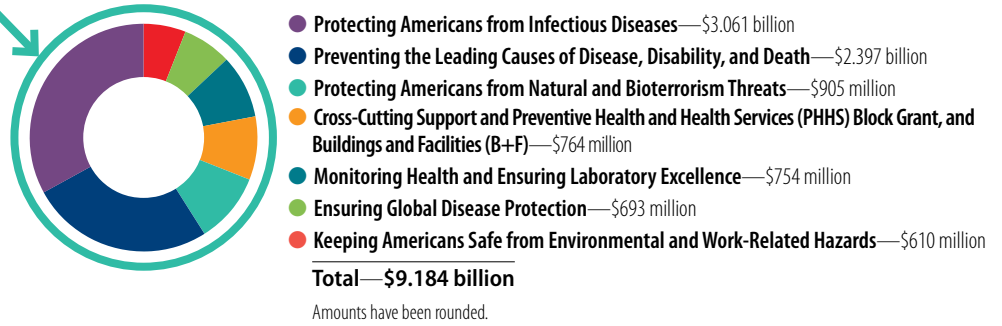
In FY 2023, CDC provided financial support for public health action in 50 states, 9 territories, and over 71 countries through its Office of Financial Resources (OFR). OFR obligated \$24.9 billion\* for grants, cooperative agreements, contracts, and intramural support to protect the nation's health.

\* Includes obligations incurred from all funding sources received, including carryover funding provided in prior fiscal years.

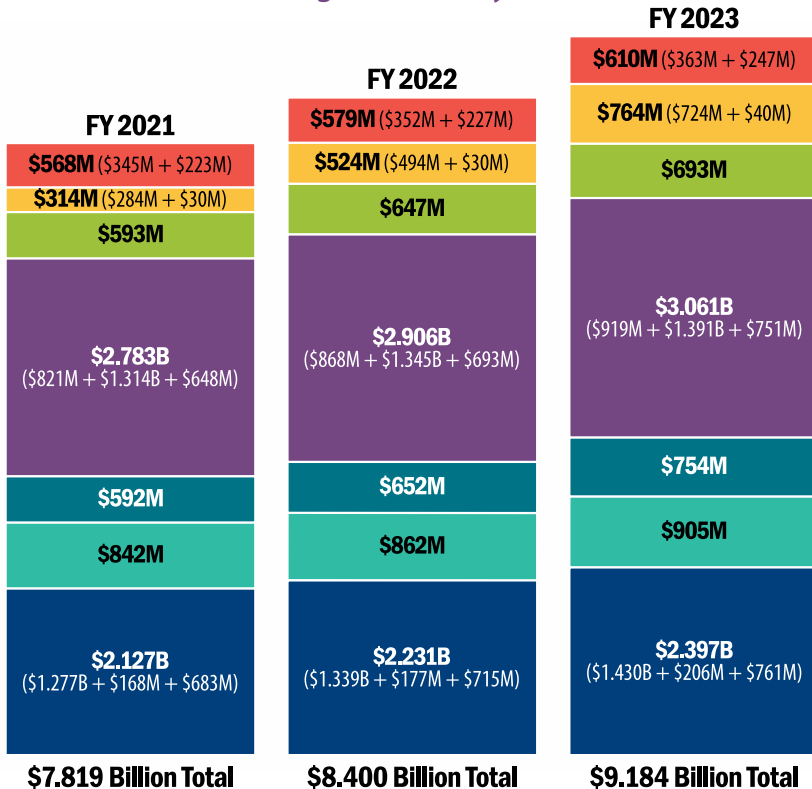
## FY 2023 CDC/ATSDR Appropriations



## FY 2023 CDC Discretionary Funding (Program Level By Mission)



## FY 2021–2023 CDC Program Level by Mission



Listed to match bar graph segments, top to bottom:

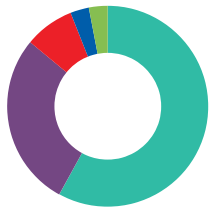
- Keeping Americans Safe from Environmental and Work-Related Hazards (Occupational Safety and Health + Environmental Health)
- Cross-Cutting Support and Preventive Health and Health Services (PHHS) Block Grant, and Buildings and Facilities (B+F) (Cross-Cutting Support and PHHS Block Grant + Buildings and Facilities)
- Ensuring Global Disease Protection (Global Health)
- Protecting Americans from Infectious Diseases (Immunization and Respiratory Diseases + HIV, Viral Hepatitis, Sexually Transmitted Infections, and TB + Emerging and Zoonotic Infectious Diseases)
- Monitoring Health and Ensuring Laboratory Excellence (Public Health Scientific Services)
- Protecting Americans from Natural and Bioterrorism Threats (Public Health Preparedness and Response)
- Preventing the Leading Causes of Disease, Disability, and Death (Chronic Disease + Birth Defects + Injury)

Amounts have been rounded



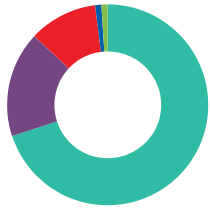
**Centers for Disease Control and Prevention**  
Office of the Chief Operating Officer

## FY 2023 CDC Awards by Recipient Type



### Grants

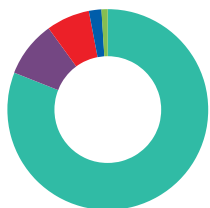
- Government—57.59%
- Non-Profit—28.04%
- Foreign—7.94%
- Other—3.43%
- Profit—2.99%



### Obligations

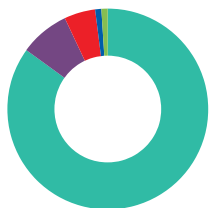
- Government—69.99%
- Non-Profit—16.81%
- Foreign—11.54%
- Other—0.71%
- Profit—0.96%

## FY 2023 CDC Awards by Government Recipient Type



### Grants

- State—81.96%
- County—9.78%
- City—7.66%
- Other—0.49%
- Federal—0.10%



### Obligations

- State—85.38%
- County—8.78%
- City—5.78%
- Other—0.05%
- Federal—0.01%

Data for these charts are from <http://taggs.hhs.gov>. Numbers are rounded and may not add up to 100%.

## FY 2023 CDC Grants and Contracts by Centers, Institute, and Offices (CIOs)

CIO	NOFOs	Grant Actions	Grants Funds Obligations	Contract Actions	Contracts Funds Obligations
<b>ATSDR</b>	13	116	\$38,870,067	164	\$23,362,536
<b>CFA</b>	1	13	\$103,192,494	NA	NA
<b>CGH</b>	440	2,469	\$2,005,052,374	535	\$71,654,528
<b>CPR/ORR</b>	7	523	\$706,726,090	310	\$322,951,214
<b>CSELS</b>	5	441	\$4,098,371,786	310	\$168,194,542
<b>CSTLTS</b>	18	753	\$397,938,501	19	\$13,420,762
<b>NCBDDD</b>	37	375	\$112,234,751	97	\$27,497,134
<b>NCCDPHP</b>	104	2,571	\$996,374,056	517	\$257,017,492
<b>NCEH</b>	21	385	\$99,187,497	579	\$61,149,943
<b>NCEZID</b>	55	945	\$1,344,974,957	1,745	\$693,893,165
<b>NCHHSTP</b>	67	1,988	\$1,156,677,177	503	\$137,248,915
<b>NCHS</b>	2	5	\$920,000	721	\$129,258,154
<b>NCIPC</b>	83	2,602	\$537,594,222	250	\$90,021,324
<b>NCIRD</b>	58	575	\$805,849,868	1,327	\$5,054,536,897
<b>NIOSH</b>	43	426	\$129,257,140	1,795	\$312,208,913
<b>OD</b>	8	43	\$15,004,103	2,009	\$561,811,379
<b>SBIR</b>	10	94	\$11,680,849	NA	NA
<b>Grand Total</b>	<b>972</b>	<b>14,324</b>	<b>\$12,559,905,932</b>	<b>10,881</b>	<b>\$7,924,226,898</b>

Grant and action counts are based on the organization that administers the grant.

Grant dollars are based on the organization providing the funding, regardless of which organization administers the grant.

SBIR grants can be shared across multiple CIOs.

OD includes OCOO, OLSS, OMMHE, and OS.

Includes funds from direct appropriations as well as funds from other agencies.

The FY 2023 total obligation amount was determined by using the Account FY 2023 data only and rounded. The number of NOFOs, grant awards, and actions were determined using all Account FYs.

## OFR's Vision and Mission

### Vision

Excellence and innovation in the investment and management of public funds for public health through the proud contributions of a talented and diverse workforce.

### Mission

The Office of Financial Resources contributes to the achievement of positive public health outcomes at CDC by providing exemplary customer-focused leadership and fiscal stewardship in appropriations, acquisitions, assistance, and financial management with accountability and sound business practices.